

EUP40A-1HMC-M

Summary

EUP40A-1HMC-M is a constant current output mode LED driver. Support 0/1-10V Dimming function. The output and dimming circuit are also completely in accordance with the new regulations with isolation to ensure the users and luminaire system during installation.

Product Features

- Single channel output, output current level selectable by DIP S.W.
- Support 0/1-10V Dimming function
- Dimming range: 0.1-100% Dimming effect smooth, no flicker
- Protections: Short circuit, Over load, Over Voltage
- Suitable for indoor LED lighting application



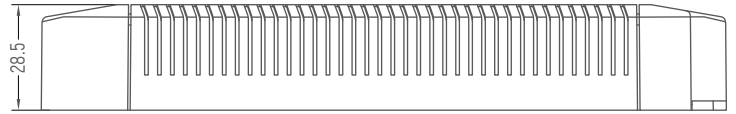
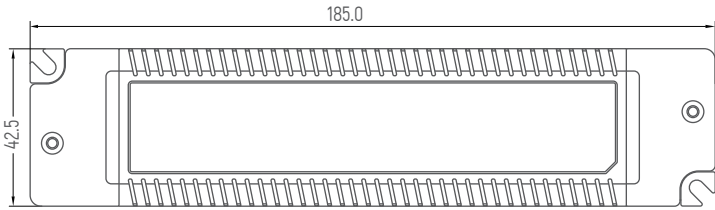
Application



Technical Parameters

Model	EUP40A-1HMC-M					
Input	Efficiency	88%@230VAC, Full load				
	Voltage	220VAC-240VAC				
	Frequency Range(Hz)	50/60Hz				
	Power Factor	0.95@230VAC, Full load				
	THD(full load)	<10%@230VAC				
	AC Current(max)	0.26Amax@230VAC				
	Standby power	0.5W				
	Inrush Current(max)	Cold start, 60A@230VAC				
Output	Current/Voltage/Power	750mA/9-45V/33.75W 800mA/9-45V/36W	850mA/9-45V/38.25W 900mA/9-44V/39.6W	950mA/9-42V/39.9W 1000mA/9-40V/40W	1050mA/9-38V/39.9W 1100mA/9-36V/39.6W	
	Ripple Current	<3%				
	Channel	1				
	Current Tolerance	±5%				
	No-Load Voltage	56VDC				
	Voltage Range	9-45VDC				
	Turn on delay Time	<1s, at 230Vac				
Function	Dimming Type	0/1-10V/PWM/RX				
	Dimming Range	0.1%-100% Dimming to off				
Protection	Short Circuit	Close output, recovers automatically after fault removed				
	Over Load	Hiccup, recovers after fault condition is removed.				
	Over Voltage	Hiccup, recovers after fault condition is removed.				
Safety & EMC	Surge	L-N:1KV;				
	Withstand Voltage	I/P-O/P: 3750VAC/1min/5mA; O/P-DIM[Signal port]:1500Vac/1min/<5mA				
	Safety Standards	EN61347-1, EN61347-2-13				
	EMC Eission	EN55015, EN61000-3-2, EN61000-3-3, EN6154				
	EMC Immunity	EN61000-4-2,3,4,5,6,8,11; EN61547				
Others	Working Temp., Humidity	-20°C~+50°C, 20-50%RH				
	Storage Temp., Humidity	-40°C~85°C, 5-70%RH				
	Tc	90°C				
	Material	PC				
	IP Rating	IP20				
	Lifetime	50,000h@tc:80°C				
	Warranty Condition	5 Years				
	Switch Cycle	>25,000 tims				
	Packing(weight)	Net weight: --g±5%/PCS; --PCS/Carton; --kg±5%/Carton; Carton Size: --mm(L*W*H)				
	Dimension	185*43*29mm(L*W*H)				

Dimension(mm)



Wiring Diagram



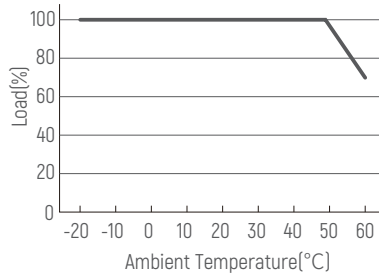
Current Selection Table

EUP40A-1HMC-M is a multi-current dimming driver, output current level selectable by DIP S.W., as the following:

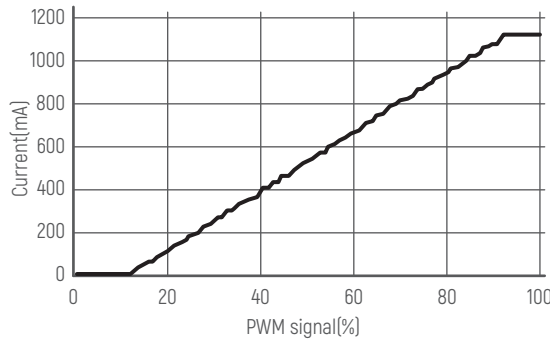
<input type="checkbox"/>	<input type="checkbox"/>	<input type="checkbox"/>	<input type="checkbox"/>	<input type="checkbox"/>	<input type="checkbox"/>	<input type="checkbox"/>	<input type="checkbox"/>	<input type="checkbox"/>	<input type="checkbox"/>	<input type="checkbox"/>	<input type="checkbox"/>	<input type="checkbox"/>
ON	OFF	1	2	3								
		750mA	800mA	850mA	900mA	950mA	1000mA	1050mA	1100mA			
		9-45V	9-45V	9-45V	9-44V	9-42V	9-40V	9-38V	9-36V			

Remark: Function default setting is: 750mA (@switch are all OFF state)

Derating Curve



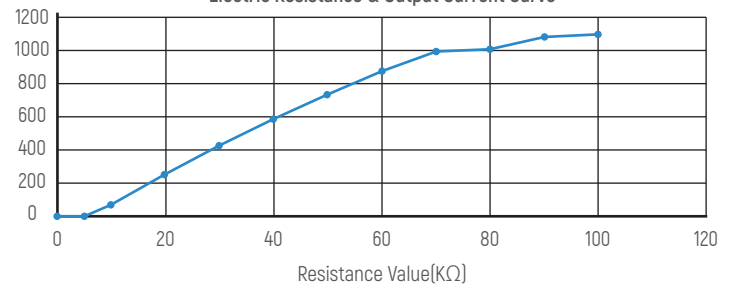
PWM Curve



Electric Resistance & Output Current

Resistance value(KΩ):	0	5	10	20	30	40	50	60	70	80	90	100
Output Current(mA):	0	0	64	247	425	590	739	882	996	1014	1086	1105

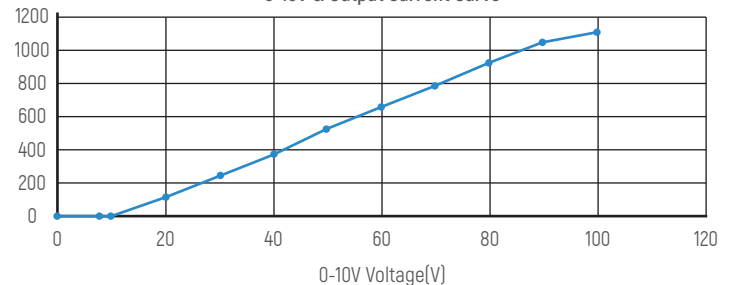
Electric Resistance & Output Current Curve



0-10V & Output Current

0-10V(V):	0	0.8	1	2	3	4	5	6	7	8	9	10
Output Current(mA):	0	0	5	109	237	374	523	651	784	921	1046	1105

0-10V & Output Current Curve



Cautions

- 1.This product should be installed by qualified personnel.
- 2.This product is non waterproof, need to avoid sun and rain.In case of outdoor use, please ensure it is mounted in a water proof enclosure.
- 3.Good heat dissipation conditions extend product life.Please install the product in a well-ventilated environment.
- 4.Please make sure LED power supply output voltage, current is used to meet the product requirements.
- 5.Please ensure that adequate sized cable is used from the controller to the LED lights to carry the current. Please also ensure that the cable is secured tightly in the connector.
- 6.Due to safety concerns, PVC or rubber cord of 0.75-2.5mm² is recommended for input and output terminal(s) (excluding signal terminals). Flat power cord is not suitable.Ensure all wire connections and polarities are correct before applying power to avoid any damages to the LED lights.
- 7.In case of malfunction, do not repair it yourself.

EUP40A-1HMC-M

概述

EUP40A-1HMC-M是一款恒流输出模式LED驱动器。输出和调光电路完全符合新规定，隔离，确保用户和灯具系统在安装过程中使用。

产品特点

- 单通道输出，输出电流电平可通过DIP S.W.选择。
- 支持0/1-10V调光功能
- 调光范围：0.1-100%，调光效果平滑，无闪烁
- 保护：短路、过载、过压
- 适用于室内LED照明应用，如筒灯、聚光灯、面板灯等



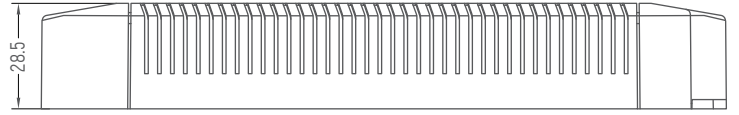
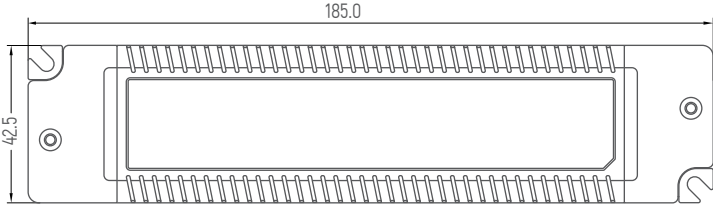
应用



技术参数

产品型号	EUP40A-1HMC-M				
输入	效率	88%@230VAC, 满载			
	电压	220VAC-240VAC			
	频率	50/60Hz			
	功率因数	0.95@230VAC, 满载			
	THD	<10%@230VAC			
	电流	0.26Amax@230VAC			
	待机功耗	<0.5W			
	浪涌电流	Cold start, 60A@230VAC			
输出	电流/电压/功率	750mA/9-45V/33.75W 800mA/9-45V/36W	850mA/9-45V/38.25W 900mA/9-44V/39.6W	950mA/9-42V/39.9W 1000mA/9-40V/40W	1050mA/9-38V/39.9W 1100mA/9-36V/39.6W
	低频纹波电流(<120Hz)	<3%			
	通道	1			
	电流精度	±5%			
	空载电压	56VDC			
	电压范围	9-45VDC			
	启动延时	<1s, at 230Vac			
功能	调光方式	0/1-10V DIM/PWM/Rx			
	调光范围	0.1%-100% 可调灭			
保护	短路	关闭输出，故障排除后自动恢复			
	过载	打嗝，故障排除后自恢复。			
	过压	打嗝，故障排除后自恢复。			
安全与电磁兼容	浪涌	L-N:1KV;			
	耐受电压	I/P-O/P: 3750VAC/1min/5mA; O/P-DIM[Signal port]:1500Vac/1min/<5mA			
	安全标准	EN61347-1, EN61347-2-13			
	电磁兼容	EN55015, EN61000-3-2, EN61000-3-3, EN6154			
其它	EMC电磁抗扰度	EN61000-4-2,3,4,5,6,8,11; EN61547			
	工作温度	-20°C~+50°C, 20-50%RH			
	储存温度	-40°C-85°C, 5-70%RH			
	Tc	90°C			
	材质	PC			
	防水等级	IP20			
	寿命	50,000小时@tc:80°C			
	质保期	5年			
	开关机次数	>25,000次			
	装箱尺寸	净重: --g±5%/个; --个/箱; --kg±5%/箱; 外箱尺寸: --毫米(长*宽*高)			
产品尺寸	185*43*29毫米(长*宽*高)				

尺寸(mm)



应用接线图



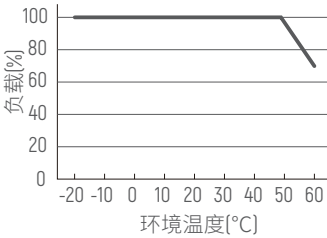
电流选择表

EUP40A-1HMC-M是一个多电流调光驱动器，输出电流可通过DIP S.W.选择，如下所示：

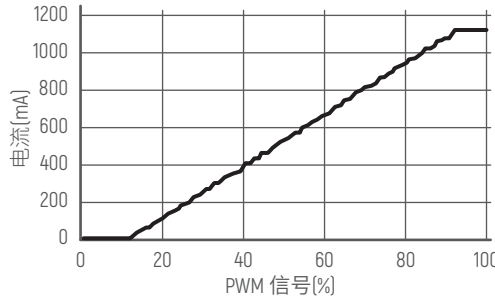
ON	OFF	1	2	3															
		750mA	800mA	850mA	900mA	950mA	1000mA	1050mA	1100mA										
		9-45V	9-45V	9-45V	9-44V	9-42V	9-40V	9-38V	9-36V										

备注：出厂默认设置电流为750mA (1,2,3在OFF状态)

降额曲线



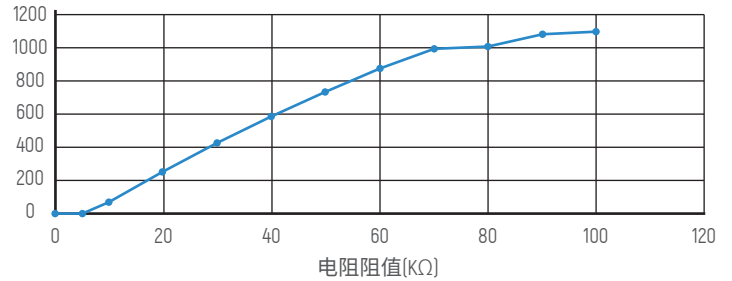
PWM曲线



电阻对应输出电流

电阻阻值 (KΩ):	0	5	10	20	30	40	50	60	70	80	90	100
输出电流 (mA):	0	0	64	247	425	590	739	882	996	1014	1086	1105

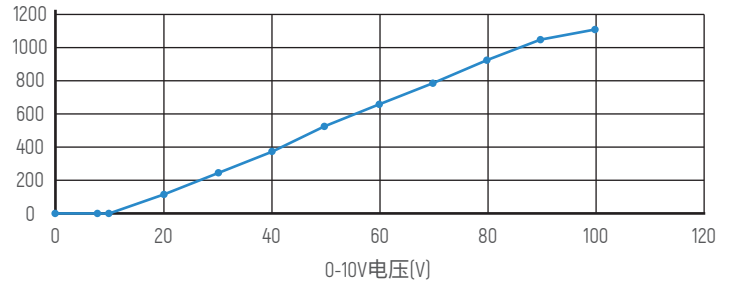
电阻对应输出电流曲线



0-10V对应输出电流

0-10V(V):	0	0.8	1	2	3	4	5	6	7	8	9	10
输出电流 (mA):	0	0	5	109	237	374	523	651	784	921	1046	1105

0-10V对应输出电流曲线



注意事项:

1. 本产品请由具有专业资格的人员进行调试安装。
2. 本产品不能防水，需避免日晒雨淋，如安装在户外，请用防水箱。
3. 良好的散热条件会延长产品的使用寿命，请把产品安装在通风良好的环境。
4. 请检查使用的LED电源输出电压电流，是否符合产品要求。
5. 出于安全考虑，推荐输入和输出(信号端除外)用0.75-1.5mm²PVC或橡胶线缆，并确保接线牢固，以免电线过热或接触不良触发事故。扁平电源线不适用。
6. 通电调试前，应确保所有接线正确，以避免因接线错误而导致灯具损坏。
7. 如果发生故障，请勿私自维修；如果有疑问，请联系供应商。