

EUP15T-1HMC-0(Product No.: 104100020101)

Summary


EUP15T-1HMC-0 is a constant current output mode LED driver. The output current can be easily set via DIP switch. The driver supports leading edge (Triac) and trailing edge (ELV) dimmer, and can be compatible with the systems of various brands (Philips, Panasonic, Lutron, Simon, ABB, Siemens, Dalitek etc.) to achieve a smooth dimming effect.

Product Feature

- Single channel output, output current level selectable by DIP S.W.
- Support Leading edge (Triac) and Trailing edge (ELV) dimmer
- Dimming range from 40VAC to 240VAC
- Built-in active PFC function
- Class 2 power supply. Full protective plastic housing
- Dimming effect smooth, no flicker
- Protections: Short circuit, over load, over temperature
- Suitable for indoor LED lighting application, such as down light, spotlights, panel light, and so on



Application



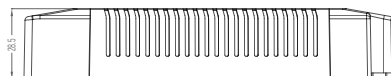
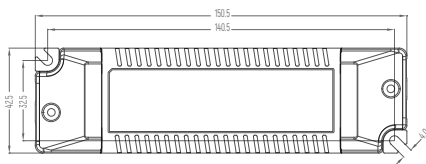
Technical Parameters

Model	EUP15T-1HMC-0	
Input	Efficiency	77%@230VAC, Full load
	Voltage	220VAC-240VAC
	Frequency	50/60Hz
	Power Factor	≥0.95@230VAC, Full load
	THD	<20%@230VAC, Full load
	Current	0.1Amax@230VAC, Full load
	Inrush Current	Cold start, 6A(twidth=30us measured at 50% Ipeak@230VAC)
Output	Current/Voltage/Power	350mA/9-40VDC/14W 450mA/9-33VDC/14.85W 400mA/9-37VDC/14.8W 500mA/9-30VDC/15W
	Ripple Current	<3%
	Channel	1
	Current Tolerance	±5%
	No Load Output Voltage	48V Max
	Turn On Delay Time	<1s, at 230Vac
Function	Dimming Mode	Triac ELV
	Protection	Over temperature: Shut down the output, recovers automatically when temp. back to normal. Short Circuit: Shut down the output automatically recovers after faulty condition is removed. Over Load: When the output voltage is exceeded, decreases and, recovers automatically when the load is reduced.
Others	Working Temp.	-20°C~50°C
	Storage Temp.; Humidity	-40°C~85°C, 20-90%RH
	Tc	90°C
	Material	PC
	IP Rating	IP20
	Lifetime	30,000h@tc:75°C
	Warranty Condition	3 years
	Switch Cycle	>15,000 times
	Packing Size	Net weight: 125g±5%/PCS; 50PCS/Carton; 6.75kg±5%/Carton; Carton Size: 374*314*166mm(L*W*H)
Dimension	150*43*29mm(L*W*H)	


		1	2	3	4
ON	OFF	350mA	400mA	450mA	500mA
		9-40V	9-37V	9-33V	9-30V

Remark: Function default setting is: 350mA (@switch are all OFF state)

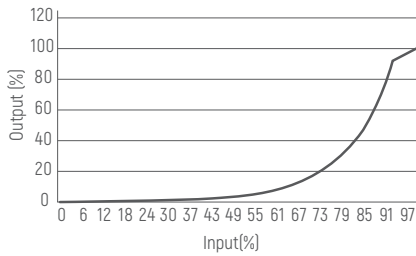
Dimension(mm)



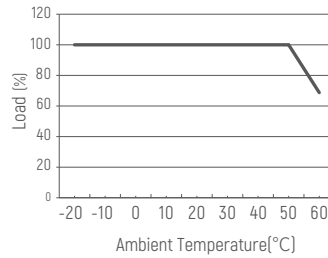
Wiring Diagram



Dimming Curve



Derating Curve



Cautions

- 1.The product shall be installed and serviced by a qualified person.
- 2.This product is non-waterproof. Please avoid the sun and rain. When installed outdoors please ensure it is mounted in a water proof enclosure.
- 3.Good heat dissipation will prolong the working life of the controller. Please ensure good ventilation.
- 4.Please check if the output voltage and current of any LED power supplies used comply with the requirement of the product.
- 5.Please ensure that adequate sized cable is used from the controller to the LED lights to carry the current. Please also ensure that the cable is secured tightly in the connector.
- 6.For safety consideration, PVC or rubber cord of 0.75-1.5mm² is recommended for input and output terminal(s) . Flat power cord is not suitable. Ensure all wire connections and polarities are correct before applying power to avoid any damages to the LED lights.
- 7.If a fault occurs please return the product to your supplier. Do not attempt to fix this product by yourself.

※ The contents of this manual are updated without prior notice. If the function of the product you are using is inconsistent with the instructions, the function of the product shall prevail. Please contact us if you have any questions .

EUP15T-1HMC-0 (产品代码: 104100020101)

概述

EUP15T-1HMC-0是一款恒流的LED驱动器, 输出电流可以通过DIP拨码开关简易设置, 这款驱动器支持前沿切相和后沿切相调光器, 可以与多品牌系统(飞利浦, 松下, 路创, 西蒙, ABB, 西门子, 邦奇等)配合使用, 调光曲线平滑。

产品特点

- 单通道恒流输出, 多级电流可选
- 支持前沿/后沿切相调光
- 调光电压范围: 40-240VAC
- 内建主动式PFC
- Class 2电源, 全防护塑胶外壳
- 调光曲线平滑, 无闪烁
- 短路保护, 过载保护, 过温保护
- 适用于LED室内灯具, 比如筒灯, 射灯, 面板灯等



应用



技术参数

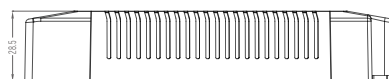
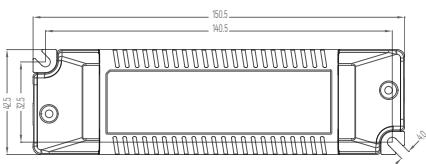
型号	EUP15T-1HMC-0	
输入	效率	77%@230VAC, 满载
	电压	220VAC-240VAC
	频率	50/60Hz
	功率因素	≥0.95@230VAC, 满载
	THD	<20%@230VAC, 满载
	电流	0.1Amax@230VAC, 满载
	浪涌电流	冷启动, 6A(在 50%Ipeak下测[twidth=30us])@230VAC
输出	电流/电压/功率	350mA/9-40VDC/14W 450mA/9-33VDC/14.85W 400mA/9-37VDC/14.8W 500mA/9-30VDC/15W
	波纹电流	<3%
	通道	1
	电流公差	±5%
	空载输出电压	48V Max
	启动延时	<1s, at230Vac
功能	调光方式	前沿 后沿切相调光
保护	过温	关闭输出, 温度正常后自动恢复
	短路	关断输出, 移除故障后自恢复
	过载	超过输出电压时, 输出电流下降, 减轻负载自动恢复
其它	工作温度	-20°C~50°C
	储存温度、湿度	-40°C~85°C, 20-90%RH
	tc	90°C
	材质	PC
	防水等级	IP20
	寿命	30,000小时@tc:75°C
	质保	3年
	开关周期	>15,000次
	包装重量	净重: 125g±5%/个; 50个/箱; 6.75kg±5%/箱; 外箱尺寸: 374*314*166mm(L*W*H)
尺寸	150*43*29mm(长*宽*高)	

电流选择表


ON	OFF	1	2	3	4
		350mA	400mA	450mA	500mA
		9-40V	9-37V	9-33V	9-30V

备注: 出厂默认设置电流为350mA(1,2在OFF状态)

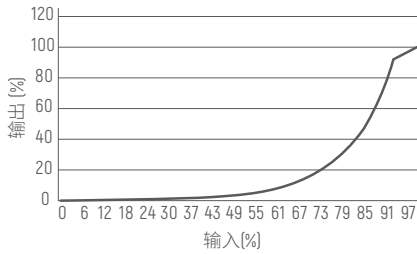
产品尺寸



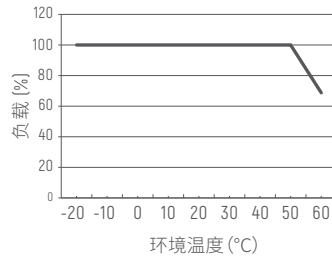
应用接线图



调光曲线



降额曲线



注意事项

1. 本产品请由具有专业资格的人员进行调试安装。
2. 本产品不能防水，需避免日晒雨淋，如安装在户外，请用防水箱。
3. 良好的散热条件会延长产品的使用寿命，请把产品安装在通风良好的环境。
4. 请检查使用的LED电源输出电压电流，是否符合产品要求。
5. 出于安全考虑，推荐输入和输出(信号端除外)用0.75-1.5mm²PVC或橡胶线缆，并确保接线牢固，以免电线过热或接触不良触发事故。扁平电源线不适用。
6. 通电调试前，应确保所有接线正确，以避免因接线错误而导致灯具损坏。
7. 如果发生故障，请勿私自维修；如有疑问，请联系供应商。

※ 本说明书内容如有更新，恕不另行通知。若您使用的产品功能与说明书不一致时，请以产品为准。如有疑问请与我们联系。