

EUP10D-1HMC-0-120

Summary

EUP10D-1HMC-0-120 is a 10W AC/DC constant current mode output LED driver featuring the multiple levels selectable by DIP switch and complies with DALI standard protocol IEC 62386. EUP10D-1HMC-0-120 can be connected to DALI main controller or Touch DIM(Push DIM) to achieve a smooth dimming effect.



Product Feature

- Single channel output, output current level selectable by DIP S.W.
- Meet DALI Protocol IEC 62386-207
- Support Touch DIM (Push DIM)function
- High efficiency up to 82%
- Built-in active PFC function
- Dimming effect smooth, no flicker
- Protections: Short circuit, over load, no load
- Suitable for indoor LED lighting application, such as down light, spot light, and so on



Application



Technical Parameters

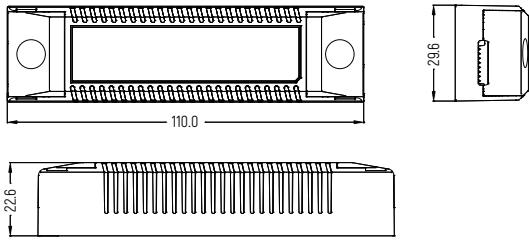
Model	EUP10D-1HMC-0-120				
Input	Efficiency	82%@230VAC, Full load			
	Voltage	220VAC-240VAC			
	Frequency	50/60Hz			
	Power Factor	0.95@230VAC, Full load			
	THD	<10%@230VAC, Full load			
	Current	0.06Amax@230VAC, Full load			
	Inrush Current	cold start,10A(twidth=10us measured at 50% Ipeak@230VACC			
Output	Current/voltage/power	120mA/9-45VDC/5.4W 220mA/9-45VDC/9.9W	150mA/9-45VDC/6.75W 250mA/9-40VDC/10W	170mA/9-45VDC/9.9W 270mA/9-37VDC/9.99W	200mA/9-45VDC/9W 300mA/9-33VDC/9.9W
	Ripple Current	<3%			
	Channel	1			
	Current Tolerance	±7%			
	Standby Power	<0.5W			
	No Load Output Voltage	50VDC			
	Turn On Delay Time	<1s, at 230Vac			
Function	Dimming Mode	DALI / Touch DIM(Push DIM)			
	Dimming Range	1%-100%			
Protection	No Load	The LED Driver will not be damaged.			
	Short Circuit	No Output, recovers automatically after fault condition is removed			
	Over Load	Hiccup mode, recovers automatically after fault condition is removed			
Safety	Surge	L-N:500V			
	Withstand Voltage	I/P-O/P: 1500VAC			
	DALI Standrad	IEC 62386-101: 2014, IEC 62386-102: 2014; IEC 62386-207: 2009, DALI 2.0			
Others	Working Temp.	-20°C~50°C			
	Storage Temp.; Humidity	-40°C~85°C, 20-90%RH			
	tc	75°C			
	Material	PC			
	IP Rating	IP20			
	Lifetime	50,000h@tc:75°C			
	Warranty Condition	5 years			
	Switch Cycle	>100,000 times			
	Packing Size	515*235*140mm[L*W*H], 9.5Kg/Cartron/100PCS			
	Dimension	110*30*22.5mm(L*W*H)			
G.W	60g				

Current Selection Table

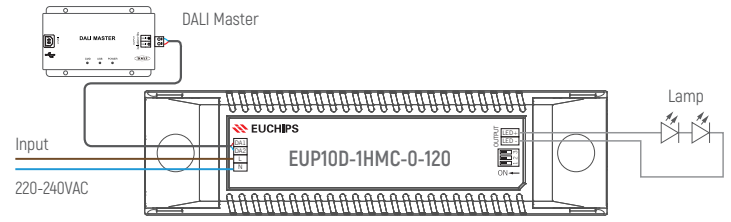
ON	OFF	1	2	3	4	5	6	7	8	9	10
		120mA	150mA	170mA	200mA	220mA	250mA	270mA	300mA		
		9-45V	9-45V	9-45V	9-45V	9-45V	9-40V	9-37V	9-33V		

Remark: Function default setting is: 120mA (@switch are all OFF state)

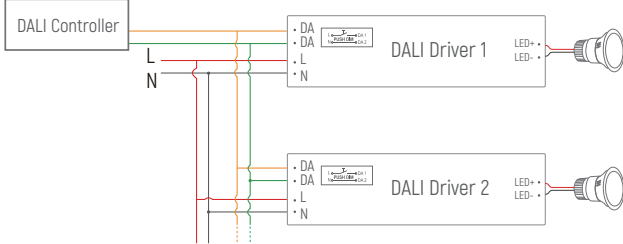
Dimension(mm)



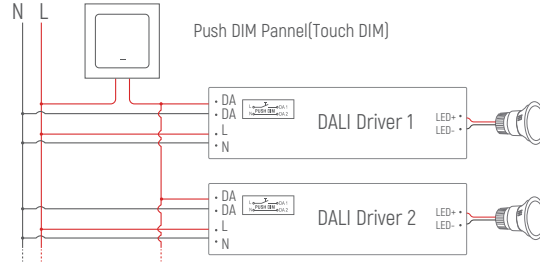
Wiring Diagram



DALI Wiring Diagram



Push DIM(Touch DIM) Diagram

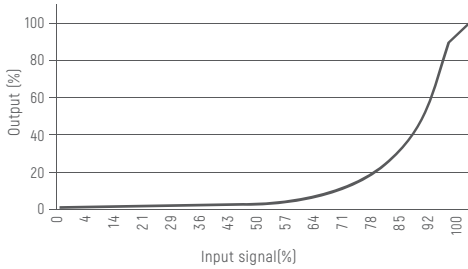


Remarks: use only open push switch (without indicator light). When using synchronous connection, the line length between each device and equipment shall not exceed 20 meters.

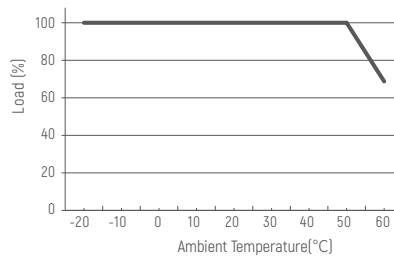
Push DIM Function

1. Press the Touch DIM switch for 8s or more, the driver can be controlled via Touch DIM switch.
2. Short press the Touch DIM switch (<0.5s) to control the lamp on or off.
3. Long press the Touch DIM switch (>0.5s) to dim the brightness of light. The dimming direction will change every time after pressing switch.
4. Double-click the Touch DIM switch (<0.3s), then all lamps connected on the device will be set maximum brightness.
5. The brightness adjustment range is 1%-100%, and the light can be turned off through short pressing when doing the adjustment with long pressing Touch DIM switch.
6. With the Power off memory function, the power-down state will be recovered when power on again.

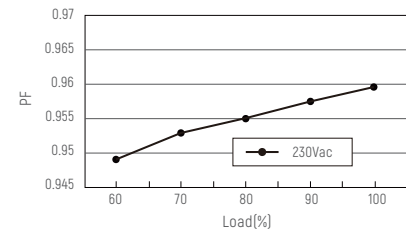
Dimming Curve



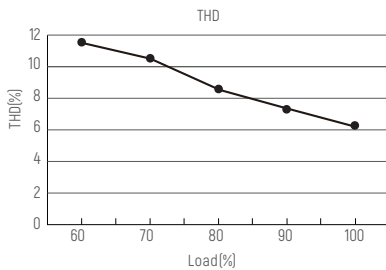
Derating Curve



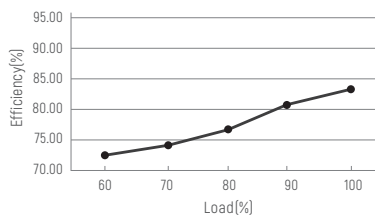
PF VS Load



THD VS load



Eff. VS Load



Cautions

1. This product should be installed by qualified personnel.
2. This product is non waterproof, need to avoid sun and rain. In case of outdoor use, please ensure it is mounted in a water proof enclosure.
3. Good heat dissipation conditions extend product life. Please install the product in a well-ventilated environment.
4. Please make sure LED power supply output voltage, current is used to meet the product requirements.
5. Please ensure that adequate sized cable is used from the controller to the LED lights to carry the current. Please also ensure that the cable is secured tightly in the connector.
6. Due to safety concerns, PVC or rubber cord of 0.75- 1.5mm² is recommended for input and output terminal(s) (excluding signal terminals). Flat power cord is not suitable. Ensure all wire connections and polarities are correct before applying power to avoid any damages to the LED lights.
7. In case of malfunction, do not repair it yourself.

※ The contents of this manual are updated without prior notice. If the function of the product you are using is inconsistent with the instructions, the function of the product shall prevail. Please contact us if you have any questions.

EUP10D-1HMC-0-120

概述

EUP10D-1HMC-0-120是一款可以提供120/150/170/200/220/250/270/300mA 8档电流的LED驱动器。输出电流可以通过DIP拨码开关简易设置,符合DALI标准协议IEC62386.用DALI主控/Touch DIM(PushDIM)开关调光,曲线平滑、无闪烁。



产品特点

- 单通道输出, 输出电流可通过DIP拨码开关选择
- 遵循DALI协议标准 IEC62386-207
- 支持Touch DIM(Push DIM)功能
- 效率高达 82%
- 内建主动式PFC功能
- 调光效果平滑, 无闪烁
- 保护: 短路保护, 过载保护, 空载保护
- 适用于LED室内灯具,比如筒灯, 射灯等



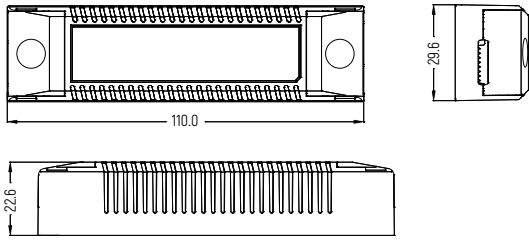
Application



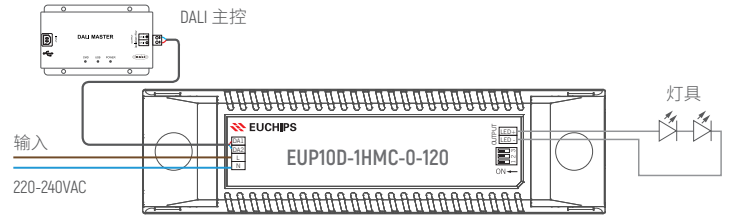
技术参数

型号	EUP10D-1HMC-0-120																																								
输入	效率	82%@230VAC, 满载																																							
	电压	220VAC-240VAC																																							
	频率	50/60Hz																																							
	功率因素	0.95@230VAC, 满载																																							
	THD	<10%@230VAC, 满载																																							
	电流	0.06Amax@230VAC, 满载																																							
	浪涌电流	冷启动,10A(在 50%Ipeak下测twidth=10us)@230VACC																																							
输出	电流/电压/功率	120mA/9-45VDC/5.4W	150mA/9-45VDC/6.75W	170mA/9-45VDC/9.9W	200mA/9-45VDC/9W																																				
		220mA/9-45VDC/9.9W	250mA/9-40VDC/10W	270mA/9-37VDC/9.99W	300mA/9-33VDC/9.9W																																				
	波纹电流	<3%																																							
	通道	1																																							
	电流公差	±7%																																							
	待机功耗	<0.5W																																							
	空载输出电压	50VDC																																							
启动延时	<1s, at230Vac																																								
		<table border="1"> <thead> <tr> <th colspan="2"></th> <th>1</th> <th>2</th> <th>3</th> <th>4</th> <th>5</th> <th>6</th> <th>7</th> <th>8</th> <th>9</th> <th>10</th> </tr> </thead> <tbody> <tr> <td>ON</td> <td>OFF</td> <td>120mA</td> <td>150mA</td> <td>170mA</td> <td>200mA</td> <td>220mA</td> <td>250mA</td> <td>270mA</td> <td>300mA</td> <td colspan="2"></td> </tr> <tr> <td></td> <td></td> <td>9-45V</td> <td>9-45V</td> <td>9-45V</td> <td>9-45V</td> <td>9-45V</td> <td>9-40V</td> <td>9-37V</td> <td>9-33V</td> <td colspan="2"></td> </tr> </tbody> </table> <p>备注: 出厂默认设置电流为120mA(1,2,3在OFF状态)</p>						1	2	3	4	5	6	7	8	9	10	ON	OFF	120mA	150mA	170mA	200mA	220mA	250mA	270mA	300mA					9-45V	9-45V	9-45V	9-45V	9-45V	9-40V	9-37V	9-33V		
		1	2	3	4	5	6	7	8	9	10																														
ON	OFF	120mA	150mA	170mA	200mA	220mA	250mA	270mA	300mA																																
		9-45V	9-45V	9-45V	9-45V	9-45V	9-40V	9-37V	9-33V																																
功能	调光方式	DALI / Touch DIM(Push DIM)																																							
	调光范围	1%-100%																																							
保护	空载	驱动不会损坏																																							
	短路	无输出, 移除故障后自恢复																																							
	过载	打嗝, 移除故障后自恢复																																							
安全	浪涌	L-N:500V																																							
	耐压标准	I/P-O/P: 1500VAC																																							
	DALI 标准	IEC 62386-101: 2014, IEC 62386-102: 2014; IEC 62386-207: 2009, DALI 2.0																																							
其它	工作温度	-20°C-50°C																																							
	储存温度、湿度	-40°C-85°C, 20-90%RH																																							
	tc	75°C																																							
	材质	PC																																							
	防水等级	IP20																																							
	寿命	50,000小时@tc:75°C																																							
	质保	5年																																							
	开关周期	>100,000次																																							
	包装尺寸	515*235*140mm(长*宽*高), 9.5Kg/箱/100PCS																																							
尺寸	110*30*22.5mm (长*宽*高)																																								
毛重	90克																																								

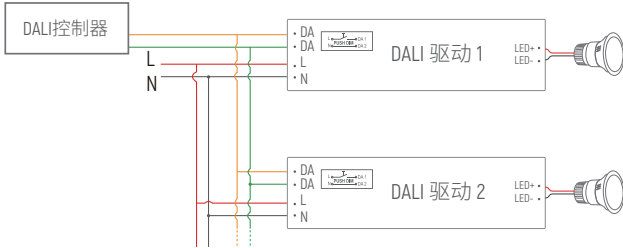
产品尺寸



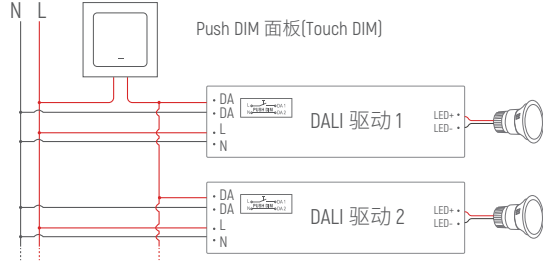
应用接线图



DALI应用接线图



Push DIM(Touch DIM) 接线图

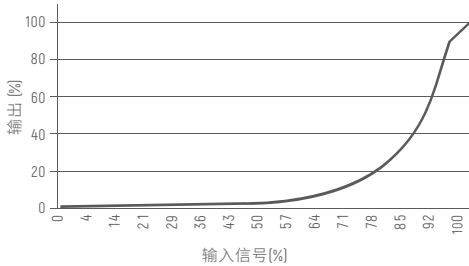


备注: 只能使用开路的按压式开关(不带指示灯)。采用同步连线时每个设备和设备之间的线长不超过20米。

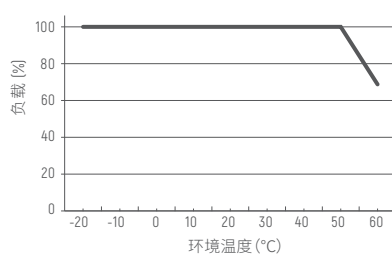
Push DIM 功能

1. 长按8s进入Touch DIM模式。
2. 短按Touch DIM 开关 (<0.5秒) 进行灯的亮暗控制。
3. 长按Touch DIM 开关 (>0.5秒) 进行灯具的亮度调节, 光是调亮还是调暗, 随着每次按压的开关变化而变换。
4. 双击Touch DIM 开关 (<0.3秒), 连接的所有灯具将达到最亮状态。
5. 亮度调节范围为1%-100%。
6. 具有断电记忆功能, 重新上电将恢复到上一次断电的状态。

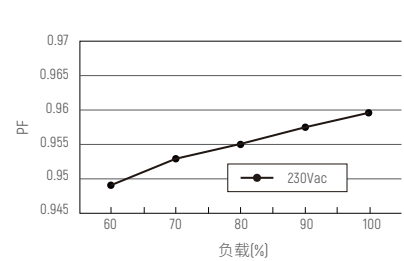
调光曲线



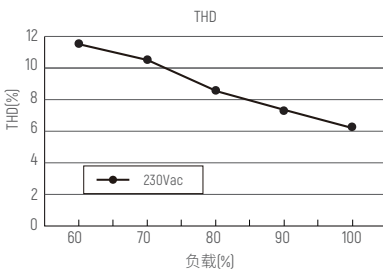
降额曲线



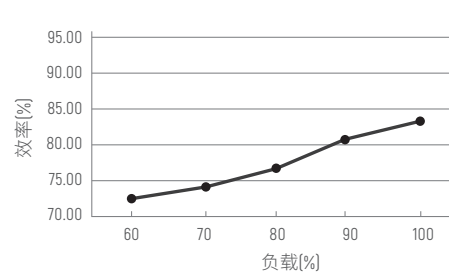
PF VS 负载



THD VS 负载



效率 VS 负载



注意事项:

1. 本产品请由具有专业资格的人员进行调试安装。
2. 本产品不能防水, 需避免日晒雨淋, 如安装在户外, 请用防水箱。
3. 良好的散热条件会延长产品的使用寿命, 请把产品安装在通风良好的环境。
4. 请检查使用的LED电源输出电压电流, 是否符合产品要求。
5. 出于安全考虑, 推荐输入和输出(信号端除外)用0.75-1.5mm² PVC或橡胶线缆, 并确保接线牢固, 以免电线过热或接触不良触发事故。扁平电源线不适用。
6. 通电调试前, 应确保所有接线正确, 以避免因接线错误而导致灯具损坏。
7. 如果发生故障, 请勿私自维修; 如果有疑问, 请联系供应商。

※ 本说明书内容如有更新, 恕不另行通知。若您使用的产品功能与说明书不一致时, 请以产品为准。如有疑问请与我们联系。